



ATTOCK REFINERY LIMITED

ARL/FA/ca/1,500.01/17324

October 24, 2025

The General Manager,
Pakistan Stock Exchange Limited,
Stock Exchange Building,
Stock Exchange Road,
Karachi.

Dear Sir,

CORPORATE BRIEFING SESSION – ATTOCK REFINERY LIMITED

This is to inform you that the Corporate Briefing Session of Attock Refinery Limited ("the Company") will be held on **Friday, October 31, 2025 at 10:30 a.m. at the Registered Office of the Company and also through video link (ZOOM Application)**, to brief the analysts/shareholders about the Company's financial performance and future outlook.

Analysts/shareholders willing to participate electronically, in Corporate Briefing Session are requested to get themselves registered by providing the following details at cbs@arl.com.pk or 0307-6660423 latest by October 29, 2025:

Subject	Name	Folio/CDC A/C No. (If Shareholder)	Organization and Designation (If Analyst)	CNIC No.	Email ID & Mobile Phone No.
ARL Corporate Briefing Session 2025					

We would appreciate your assistance in communicating this information to TRE Certificate Holders of the Exchange.

Yours truly,

(SAIF UR REHMAN MIRZA)

Company Secretary

24/10/25



ATTOCK REFINERY LIMITED



**CORPORATE
BRIEFING SESSION
FOR THE YEAR ENDED
JUNE 30, 2025**



CORPORATE BRIEFING SESSION

Methodology

- Prior intimation of date, time and place was given through PUCARS along with a notice on the corporate website.
- Briefing is being held at the Registered office of ARL, Morgah, Rawalpindi and also through video link in the presence of CEO and CFO.
- Presentation has been published on the website before the session.

Layout

- The session will be conducted by the senior management of ARL.
- The session will be for the duration of 1 hour.



TABLE OF CONTENTS

Sr. No	Description	Slide No.
01	Profile of Company	04
02	Main Events 2024-25	09
03	Financial Highlights	11
04	Key Business Risk	18
05	Way Forward	20
06	Corporate Awards	22
07	Q & A Session	28



PROFILE OF COMPANY



ATTOCK GROUP OF COMPANIES

A DIVERSIFIED GROUP



THE ATTOCK OIL COMPANY LIMITED



PAKISTAN OILFIELDS



ATTOCK REFINERY



NATIONAL REFINERY



ATTOCK PETROLEUM



ATTOCK GEN



ATTOCK ENERGY



ATTOCK CEMENT



**ATTOCK INFORMATION
TECHNOLOGY SERVICES**



OPERATIONAL PROFILE



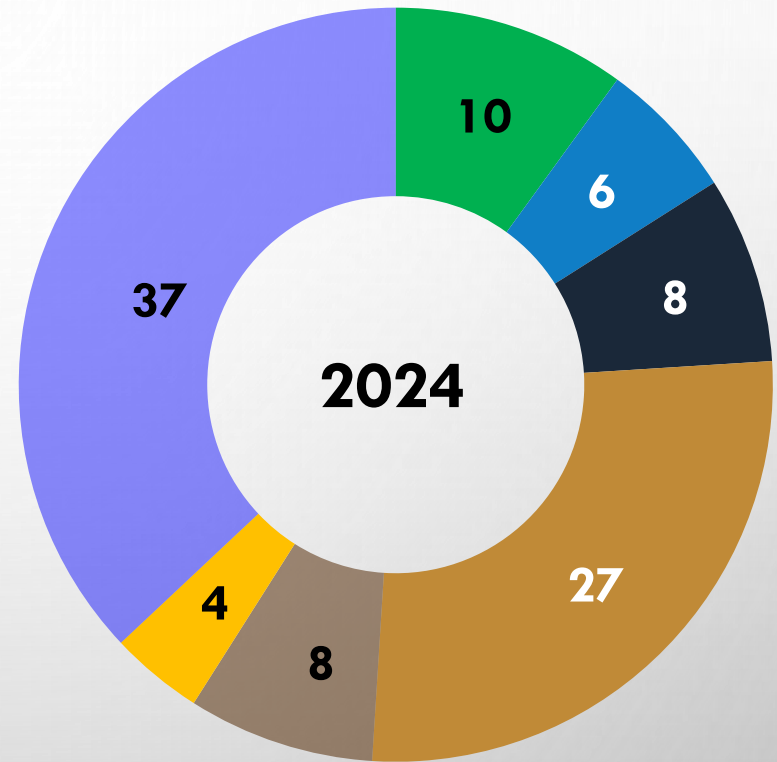
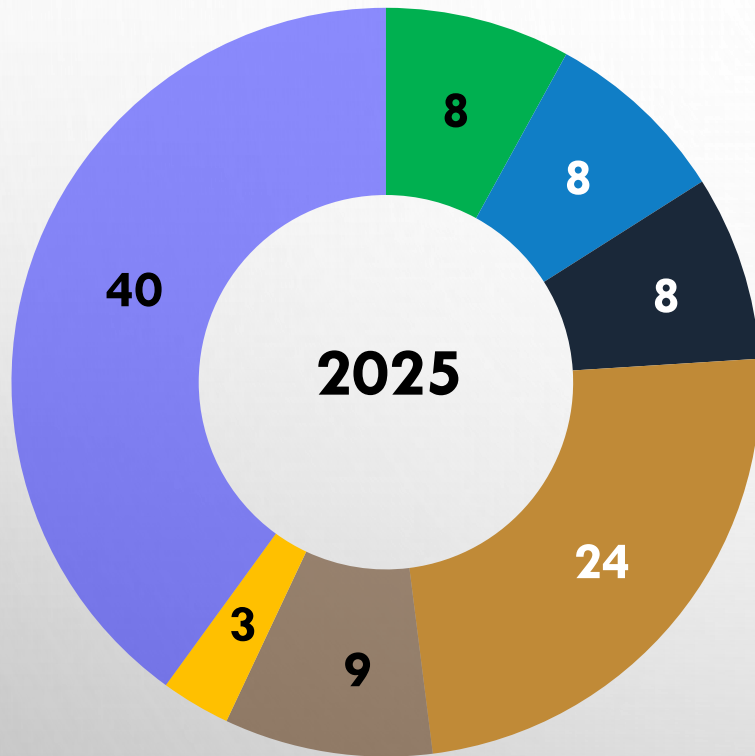
- **Commissioned:** February 1922
- **Design Throughput:** 53,400 BPD
- **Distillation Units : Capacity BPD:**

HBU-I	32,400
HBU-II	6,000
Lummus	5,000
HCU	10,000
- **Shareholding Structure:**

AOC	61.06%
APL	1.68%
Other	37.26%
- **Major Products:**
 - High Speed Diesel (HSD)
 - Premium Motor Gasoline (PMG)
 - Furnace Fuel Oil (FFO)
 - Jet Fuel (JP)
 - Kerosene Oil
 - Bitumen
- **Major Customers:**
 - Attock Petroleum Limited – 30 %
 - Pakistan State Oil Company Limited – 29%
 - Wafi Energy Pakistan Limited (formerly Shell) – 15%
 - Parco Gunvor Limited (formerly TPPL) – 9%



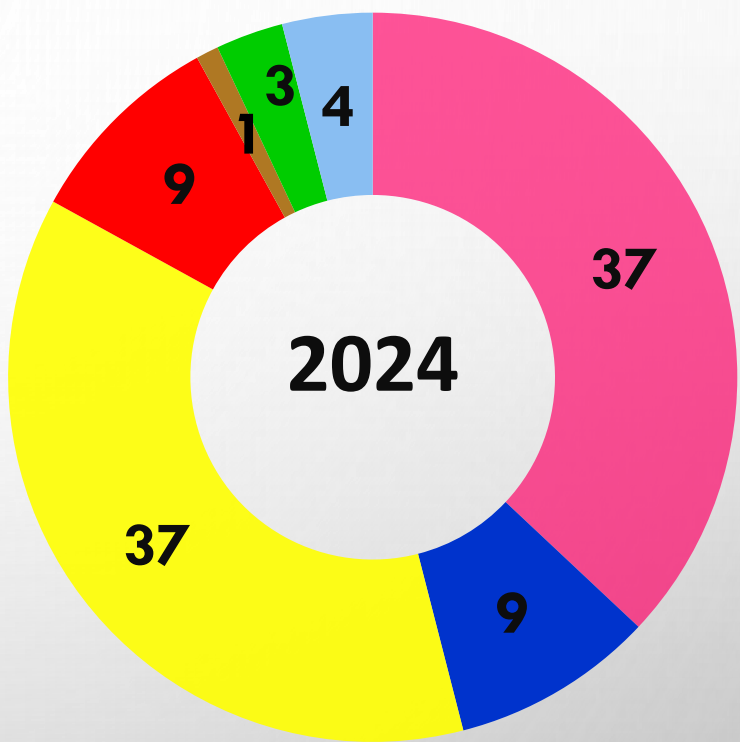
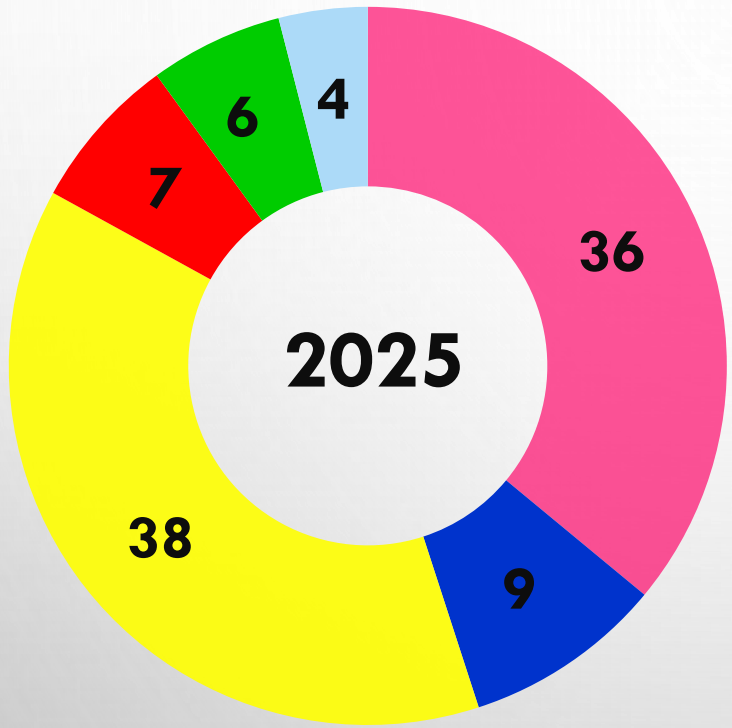
MARKET SHARE IN PETROLEUM PRODUCTS CONSUMPTION (%)



■ ARL ■ Cnergyico ■ NRL ■ PARCO ■ PRL ■ OTHERS ■ IMPORTS



KEY REVENUE DRIVER (SALES QUANTITY IN PERCENTAGE)



- High Speed Diesel
- Furnace Fuel Oil
- Others
- Jet Fuel
- Export Naphtha
- Premier Motor Gasoline
- Export FFO



MAIN EVENTS 2024-25



MAIN EVENTS 2024-25

Signing of Agreement with STP

- Company signed an agreement for Front End Engineering Design (FEED) and Project Management Consultancy (PMC) for Refinery Upgradation Project with STP Studi Technologie Progetti S.p.A. of Italy.

Export of LSFO

- Export of LSFO 137,880 Tons enabling continuity of operations

Pakistan Oil Refining Policy 2023 (amended 2024)

- **Delay in Execution of Agreements due to sales tax issue and imposition of Petroleum Levy and Climate Support Levy on FFO.**

Non- uplifting of HSD

- Issue of smuggling, Imports and falling prices

Reduction in Crude oil Availability

- Diversion and allocation of Southern Crude being follow up with the Government.



FINANCIAL HIGHLIGHTS



2024-25 VS 2023-24



Production (M. Ton '000)



Net Sales (Rs in Million)




Net Profit (Rs in Million)



Cost of Sales (Rs in Million)



Earnings per share (Rs)





ANALYSIS OF FINANCIAL POSITION

Rs in million

Category	Description	June 30, 2025	June 30, 2024	Variance	Reasons
Assets	Property, plant & equipment	62,291	64,275	(1,984)	Property, plant and equipment recorded a decline, mainly on account of depreciation charge.
	Stock-in-trade	13,150	21,304	(8,154)	Stock-in-trade declined due to lower inventory levels.
	Trade debts	15,505	37,036	(21,531)	Trade debts decreased primarily due to lower sales volumes in the last fortnight along-with delay in receipt from the debtors in the last year due to Eid holidays.
	Short-term investments	48,654	34,999	13,655	Increase was mainly on account of amount received from overdue trade debtors and cash generated from operations during the year.
	Cash & bank balances	39,542	33,747	5,795	
Equity & Liabilities	Share capital and Reserve	143,668	133,500	10,168	The Company's share capital and reserves reflected an upward trend, mainly attributable to the profits generated during the year.
	Trade and other payable	52,811	69,403	(16,592)	Major decrease was on account of decrease in average prices of crude oil.



ANALYSIS OF PROFIT OR LOSS

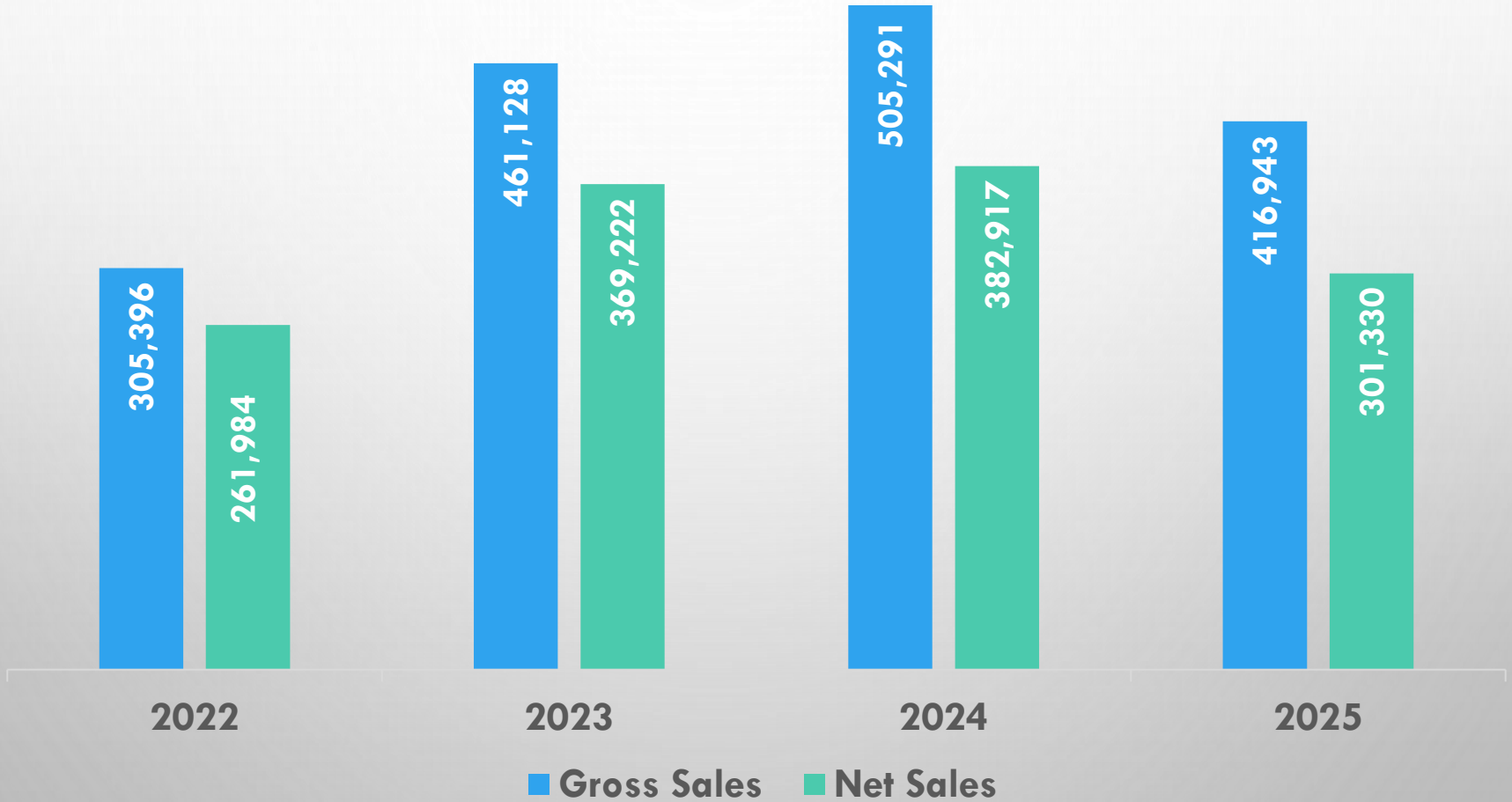
Rs in million

Description	June 30, 2025	June 30, 2024	Variance	Reasons
Net revenue	301,330	382,917	(81,587)	Net sales revenue declined primarily due to reduction in product prices and decrease in sales volumes.
Cost of sales	291,592	354,126	(62,534)	Cost of sales decreased reflecting decline in crude oil prices and low capacity utilisation.
Other operating expenses	3,287	4,444	(1,157)	Operating expenses was decreased mainly on account of decrease in other cost (WPPF & WWF) due to lower profit during the year as compared to previous year.
Other income	12,217	15,024	(2,807)	Other income decreased primarily due to decrease in profit rates.
Finance cost	526	-	526	The major increase in finance cost was on account of increase in exchange loss on crude purchases and interest on lease liability.
Taxation	7,079	15,069	(7,990)	Taxation was decreased mainly due to lower profit during the year as compared to previous year.



SALES

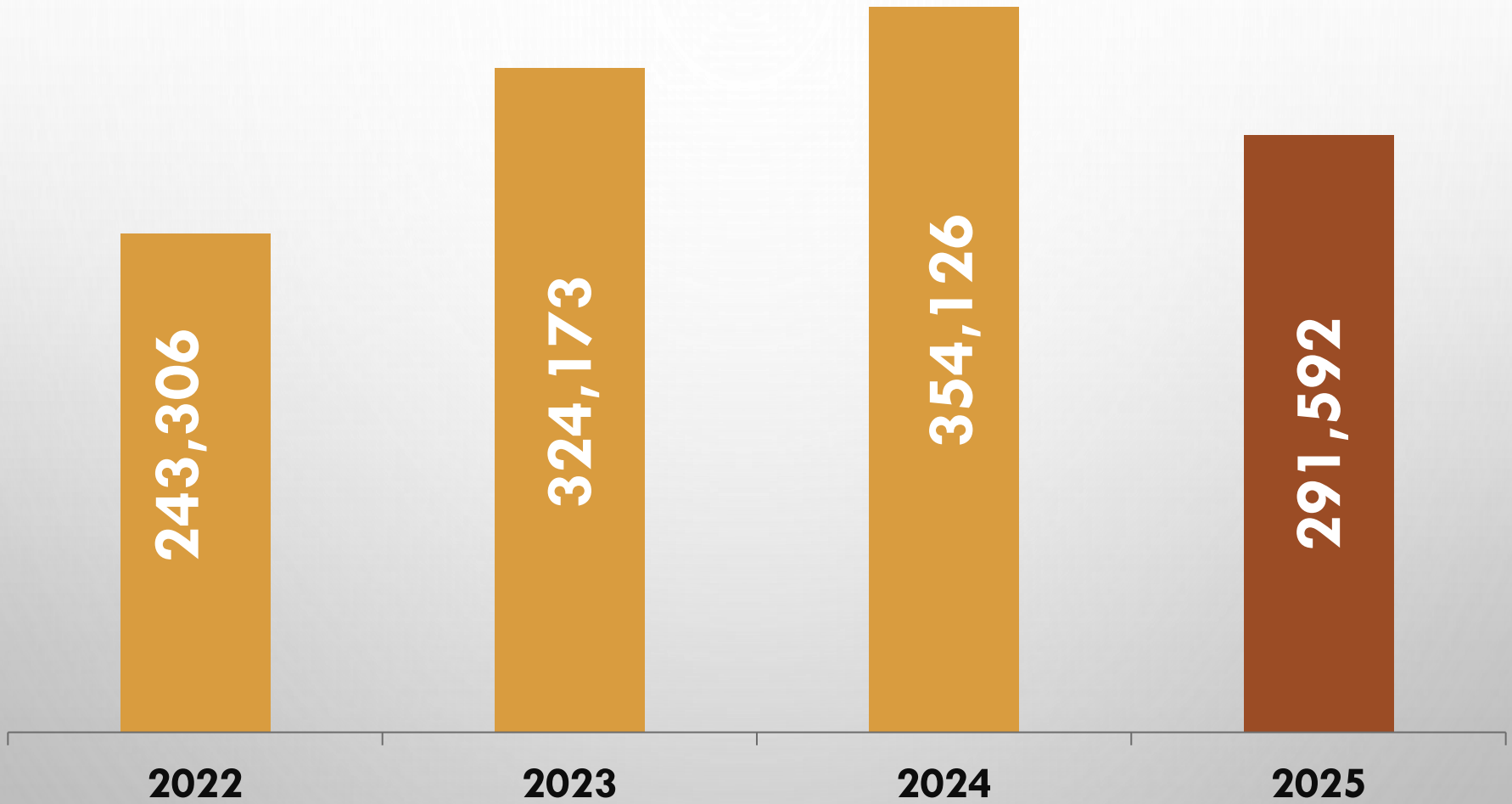
(Rs in million)





COST OF SALES

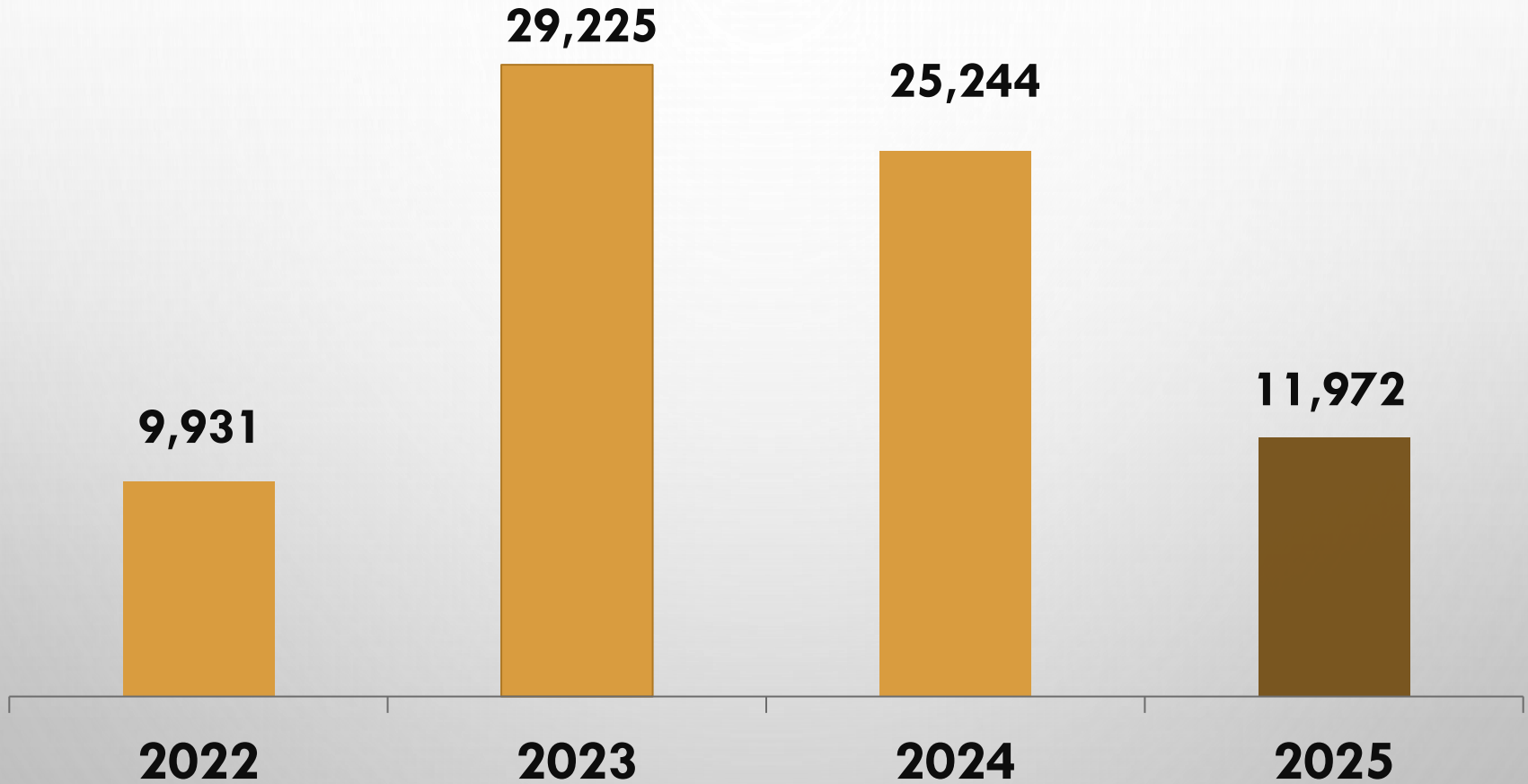
(Rs in million)





PROFIT OR LOSS

(Rs in million)





KEY BUSINESS RISK



KEY BUSINESS RISK

Reduction in crude receipt

Smuggling/ unwarranted Imports

Adverse changes in taxation and other laws/ policies

Adverse fluctuation in international prices of petroleum products and crude oil



WAY FORWARD



WAY FORWARD

Upgradation Projects:

- Continuous Catalyst Regeneration (CCR) Unit which will further improve PMG pool octane. This project aims to enhance PMG production by 25% and to meet Euro-V specifications.
- Revamping of ARL's DHDS unit for production of Euro-V specification (10 ppm Sulphur max) diesel.

Refining Policy

Crude from Southern oilfields

Smuggling/ unwarranted Imports

Imposition of Petroleum Levy and Climate Support Levy on FFO



CORPORATE AWARDS



AWARDS & ACHIEVEMENTS



**Management Association of Pakistan
39th Corporate Excellence Award 2024**



AWARDS & ACHIEVEMENTS



**Certificate of Merit
Best Corporate Report Award 2023**



AWARDS & ACHIEVEMENTS



**Best Sustainability Report
Award 2023**



AWARDS & ACHIEVEMENTS



Best Performance Award 2024



AWARDS & ACHIEVEMENTS



Best F

Award of Excellence by the Collectorate of Customs



Q & A SESSION



THANK YOU

